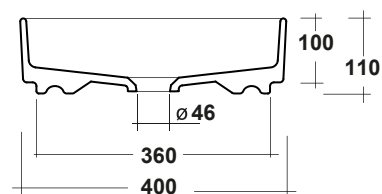
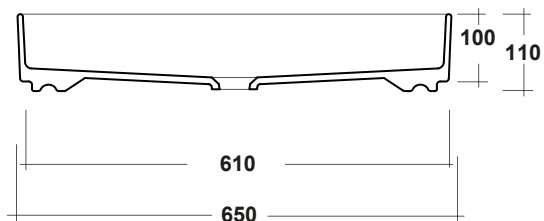
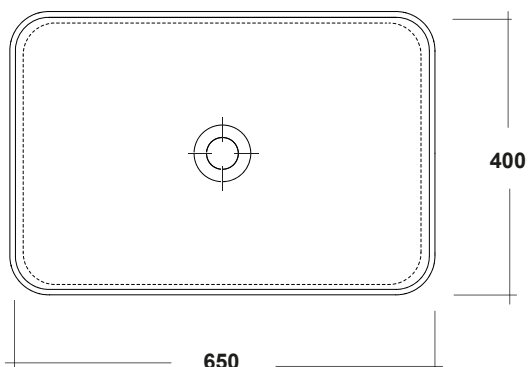


LAVABO SMASH 65x40 CM

Art. SMA42RE65001



Agg. 01/2021

Lavabo rettangolare ,installazione appoggio .Fissaggi esclusi. Peso 10,5 Kg
Rectangular washbasin, over top installation ,fixing excluded. Weight Kg 10,5

MAETERIALE / MATERIAL: Fire- clay

Complementi/Complement

Art.**PILCK**



Piletta cromo lavabo tappo Click Clack .Peso 0,5 Kg
Chome Pop Up waste plung Click Clack .Weight 0,5 Kg

Art.**PIL01C**



Piletta universale Click Clack cromo con tappo in ceramica .Peso 0,5 Kg
Click Clack chrome universal drain with ceramic cap.Weight 0,5 Kg

CE EN 14688

Manutenzione/Maintenance

Pulire con acqua e sapone o altri prodotti adatti,evitare prodotti abrasivi o aggressivi.

Please clean with water and soap or other suitable products, pleas avoid any aggressive or abrasive product.